









RACEWAY System



Description	Beschreibung	Dimension Abmessung BxHxL(mm)	Item Nr. R&M Art. Nr. R&M
Main Duct MD 	Conduit principal	50x50x1000	R509412
		100x100x1000	R509413
		160x100x1000	R509414
		220x100x1000	R509415
		300x100x1000	R509416
		100x100x2000	R805808
		160x100x2000	R805809
		220x100x2000	R805810
		300x100x2000	R805811
		Main Duct Cover MDC 	Conduit principal couvercle
R509512	509512		
R509513	509513		
R509514	509514		
R509515	509515		
Cross CA 	Croisement	R809366	R809366
		R509417	R509417
		R509418	R509418
		R509419	R509419
		R509420	R509420
Cross Cover CAC 	Croisement couvercle	50x50	R809367
		100x100	R510306
		160x100	R509517
		220x100	R509518
		300x100	R509519
TEE TA 	Jonction en T	50x50	R809368
		100x100	R509424
		160x100	R509425
		220x100	R509426
		300x100	R509427
		TEE Cover TAC	



Jonction en T couverte



***H-Elbow 45°
HA45***

50x50	R809369
100x100	R509520
160x100	R510307
220x100	R510308
300x100	R509523



***H-Elbow 45° Cover
HA45C***

***Coude 45°
Horizontal***

100x100	R509431
160x100	R509432
220x100	R509433
300x100	R510309



***H-Elbow 90°
HA90***

***Coude 45° couverte
Horizontal***

100x100	R510310
160x100	R510311
220x100	R510312
300x100	R510313



***H-Elbow 90° Cover
HA90C***

***Coude 90°
Horizontal***

50x50	R809370
100x100	R509435
160x100	R509436
220x100	R509437
300x100	R509438



***D-Elbow 45°
DA45***

***Coude 90° couverte
Horizontal***

50x50	R809759
100x100	R510314
160x100	R509529
220x100	R510315
300x100	R510316



***D-Elbow 45° Cover
DA45C***

***Coude 45°
Descendant***

50x50	R509439
100x100	R509440
160x100	R509441
220x100	R509442
300x100	R509443



***D-Elbow 90°
DA90***

***Coude 45° couverte
Descendant***

50x50	R510317
100x100	R510318
160x100	R510319
220x100	R510320
300x100	R510321



***Coude 90°
Descendant***

50x50	R509444
100x100	R509445
160x100	R509446
220x100	R509447
300x100	R509448



**D-Elbow 90° Cover
DA90C**



**Coude 90° couvercle
Descendant**

50x50	R510322
100x100	R509538
160x100	R510323
220x100	R510324
300x100	R510325

**U-Elbow 45°
UA45C**



**Code 45° Vertical
Monter**

50x50	R509449
100x100	R509450
160x100	R509451
220x100	R509452
300x100	R509453

**U-Elbow 45° Cover
UA45C**



**Code 45° vertical couvercle
Monter**

50x50	R510326
100x100	R509543
160x100	R510327
220x100	R509545
300x100	R509546

**U-Elbow 90°
UA90**



**Coude 90° vertical
Monter**

50x50	R509454
100x100	R509455
160x100	R509456
220x100	R509457
300x100	R509458

**U-Elbow 90° Cover
UA90C**



**Coude 90° vertical couvercle
Monter**

50x50	R510328
100x100	R510329
160x100	R510330
220x100	R509550
300x100	R510331

**Drop Outlet
DR**



Sortie Drop

100x100	R509459
---------	---------

**Drop Outlet Cover
DRC**



Sorti Drop couvercle

100x100	R510332
---------	---------









Drop Outlet Vertical



Sortie Express

100x100	R807764
220x100	R866550



Drop outlet vertical cover	Sortie Express couvercle	100x100 220x100	R807765 R866551
			
Trumpet Outlet TP	Sortie en trompette	50x50 100x100 160x100 220x100 300x100	R509460 R509461 R509462 R509463 R509464
			
Reducer RD	Réducteur	100x100/50x50 160x100/100x100 220x100/160x100 300x100/220x100 300x100/100x100	R509465 R509466 R509467 R509468 R866553
			
Reducer Cover RDC	Réducteur couvercle	100x100/50x50 160x100/100x100 220x100/160x100 300x100/220x100 300x100/100x100	R510333 R510334 R509555 R509556 R866554
			
Joiner JO	Komponenten-Joint enclipsable	50x50 100x100 160x100 220x100 300x100	R509469 R509470 R509471 R509472 R510341
			
End Cap EC	Embout	100x100 160x100 220x100 300x100	R510335 R509474 R509475 R509476
			
Mounting Kit SDMB	Kit de Montage Sortie Express	50x100 100x100	R509478 R509479
			
T-Bolt DNL	Boulon -T für Kanalbefestigung	M6/25x25	R509480
			



Tube Gate



Tube Gate Raceway

R866552



**NW50 Protection Tube 2m for a
flexible protective cable d**

R873764



**Couvercle Raceway, 20 pcs
sert à fixer le couvercle sur le
conduit principal**

R812544